



YLI ELECTRONIC

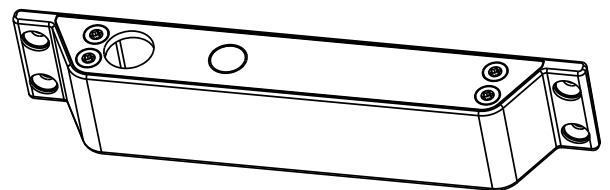
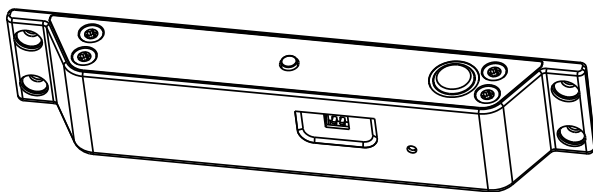

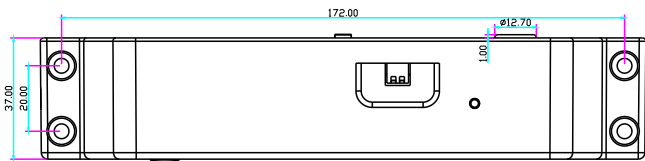
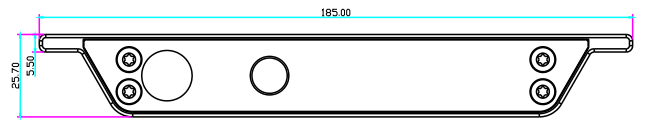
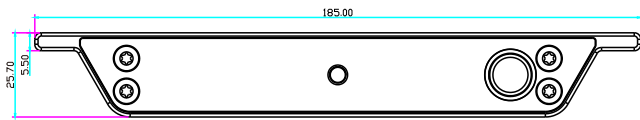
Fail Safe Sturdiness Electric Bolt for Narrow Door Model:YB-500IN(LED)



Parameters

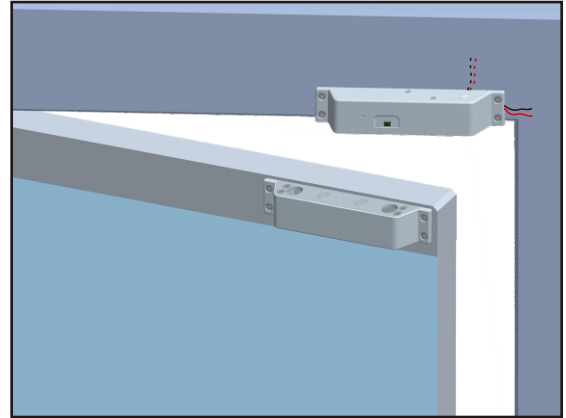
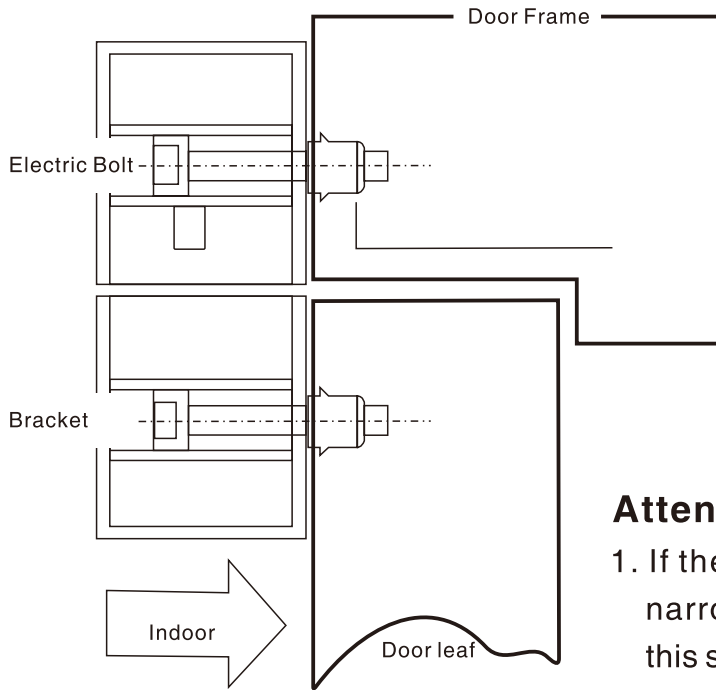
Face Plate	185Lx25.7Wx37H(mm)
Bracket	185Lx25.7Wx37H(mm)
Bolt	16mmDIA, stainless steel 12.7mm throw
Signal Output	Door signal NO/COM
Time Delay	0 / 3 / 6 / 9 s e c
Voltage	1 2 V D C
Current	Start 960mA, Standby 180mA
Fail Safe	Locked when energized
Suitable for	Sturdiness Electric Bolt for Narrow Door
Weight	1 . 2 k g

Dimensions



We create security

Installation



Attentions:

1. If the thickness of door frame ,door leaf is too narrow and unable to install the electric bolt, in this specially occasion, need to install the electric bolt for the narrow frame door.
- 2.The gap between the down-bracket and electric bolt is 5-8mm.
3. According to the construction site, there are two compatible outlet hole for choice.

Wiring Diagram

