GV-WTR Wiegand Converter

Introduction

GV-WTR is a converter designed for enabling the integration of a 3rd-party Wiegand or GV-RS-485 interface reader to a GV-RS-485 or Wiegand controller, respectively. Through the GV-WTR, both Wiegand / GV-RS-485-interface readers can be easily combined to a wide range of access control systems for improved versatility.

Key Features

Wiegand to RS-485

- Support one Wiegand (3rd party) reader to be integrated to a RS-485 GV-Controller
- Compliant with GV-AS210 / 410 / 810 / 1010 / 1520 / 1620 / 2110 / 2120 / 4110 / 4111 / 8110 / 8111, GV-CS1320 and GV-EV48



GV-RS485 to Wiegand

- Support one GV-CR1320 (RS-485) reader to be integrated to a Wiegand controller



Wire Definition

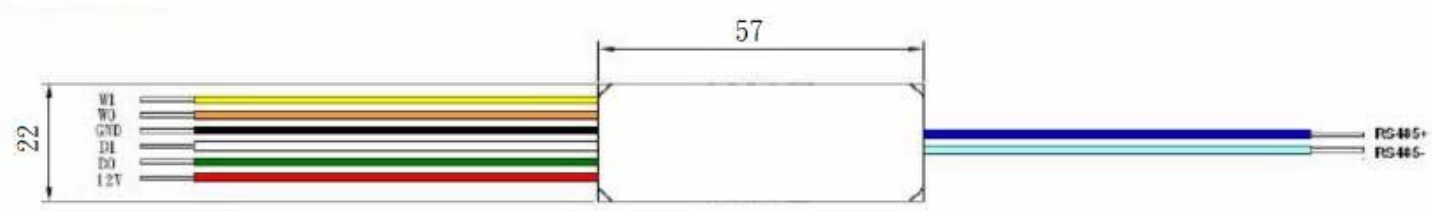

Wire color	Definition	Wire color	Definition
Yellow	Wiegand Data 1 (Output)	Green	Wiegand Data 0
Orange	Wiegand Data 0 (Output)	Red	DC 12V
Black	GND	Blue	RS-485+
White	Wiegand Data 1	Light Blue	RS-485-

Specifications

System Requirements		
GV controllers supported		GV-AS210 / 410 / 810 / 1010 / 1520 / 1620 / 2110 / 2120 / 4110 / 4111 / 8110 / 8111, GV-CS1320 and GV-EV48
GV readers supported		GV-CR1320
Hardware		
CPU		8-bit Microprocessor
Power		DC 12 V , 20 mA
Wiegand Interface		1 Wiegand interface, 26 ~ 64 bit format, distance 100 m (328.1 ft), 24 AWG
Serial Interface	RS-485	1 RS-485+/- interface
	Serial line protection	8 KV ESD for all signals
Communication Parameters	Parity	N/A
	Data bit	8
	Stop bit	1
	Speed	9600 bps
Operating Temperature		0 ~ 55°C / 32 ~ 104°F
Operating Humidity		0% ~ 95% RH (non-condensing)
Dimensions (W x H x D)		57 x 22 x 7 mm (2.2 x 0.87 x 0.28 in)
Weight		22 g (0.0486 lb)
Certification		CE, FCC, RoHS

Note: Specifications are subject to change without notice.

Packing List

- GV-WTR
- Warranty Card